

Scaled data based on original data using
LM-79-08 Approved Method: Electrical and Photometric Measurements of Solid-
State Lighting Products

Test Report Prepared for
Cooper Lighting Solutions
(formerly Eaton)

Brand: McGRAW-EDISON

Report Number: P228308

Luminaire Tested: **ISC-AF-1000-LED-E1-SL3**

Issue Date: 3/3/2020

Test Information

Test Method: LM-79-08
Report Number: P228308
TEST IS SCALED FROM IESNA LM-79-08 TEST DATA (P29762)
Test Lab: INNOVATION CENTER-P2
Issue Date: 3/3/2020
Manufacturer: COOPER LIGHTING SOLUTIONS (FORMERLY EATON)
Product Line: MCGRAW-EDISON
Catalog Number: ISC-AF-1000-LED-E1-SL3
Description: IMPACT ELITE LED CYLINDER LUMINAIRE
LIGHT SQUARE WITH ACCULED OPTICS-TYPE III W/SPILL CONTROL
Light Source: (16) 4000K CCT, 70 CRI LEDs
Ballast/Driver: ELECTRONIC DRIVER

Summary

Lumens per Lamp: N/A
Luminaire Lumens: 5503.5 lumens
Efficiency: N/A
Efficacy: 100.8 lumens/watt
Luminous Opening: Rectangular (W 0.5' x L: 0.5' x H: 0')
IES Classification: Type III - Medium - Non-Cutoff
BUG Rating: B1 - U0 - G2

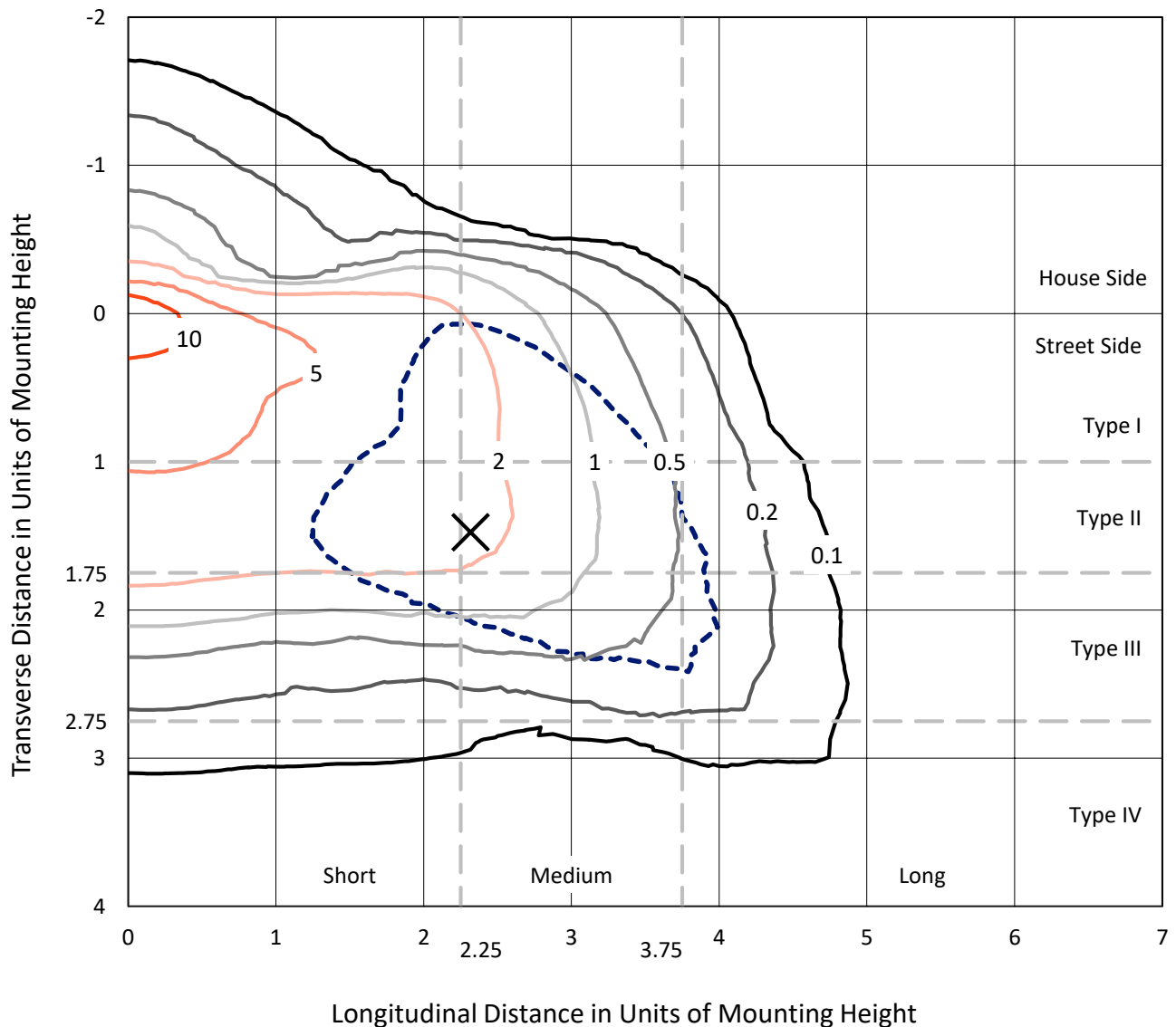
Input Watts (W): 54.6
Input Voltage (V): 120
Input Current (Ain): NR
Voltage Rise (V): NR
Power Factor: NR
Total Harmonic Distortion (THDi): NR
Frequency (hertz): 60
Stabilization Time: NR
Operation Time: NR
Ambient Temperature (°C): NR
Test Distance: 25 FT



REPORT NUMBER: P228308
 CATALOG NUMBER: ISC-AF-1000-LED-E1-SL3

Iso-Footcandle Lines of Horizontal Illumination

× Max cd
 - - - 1/2 Max cd

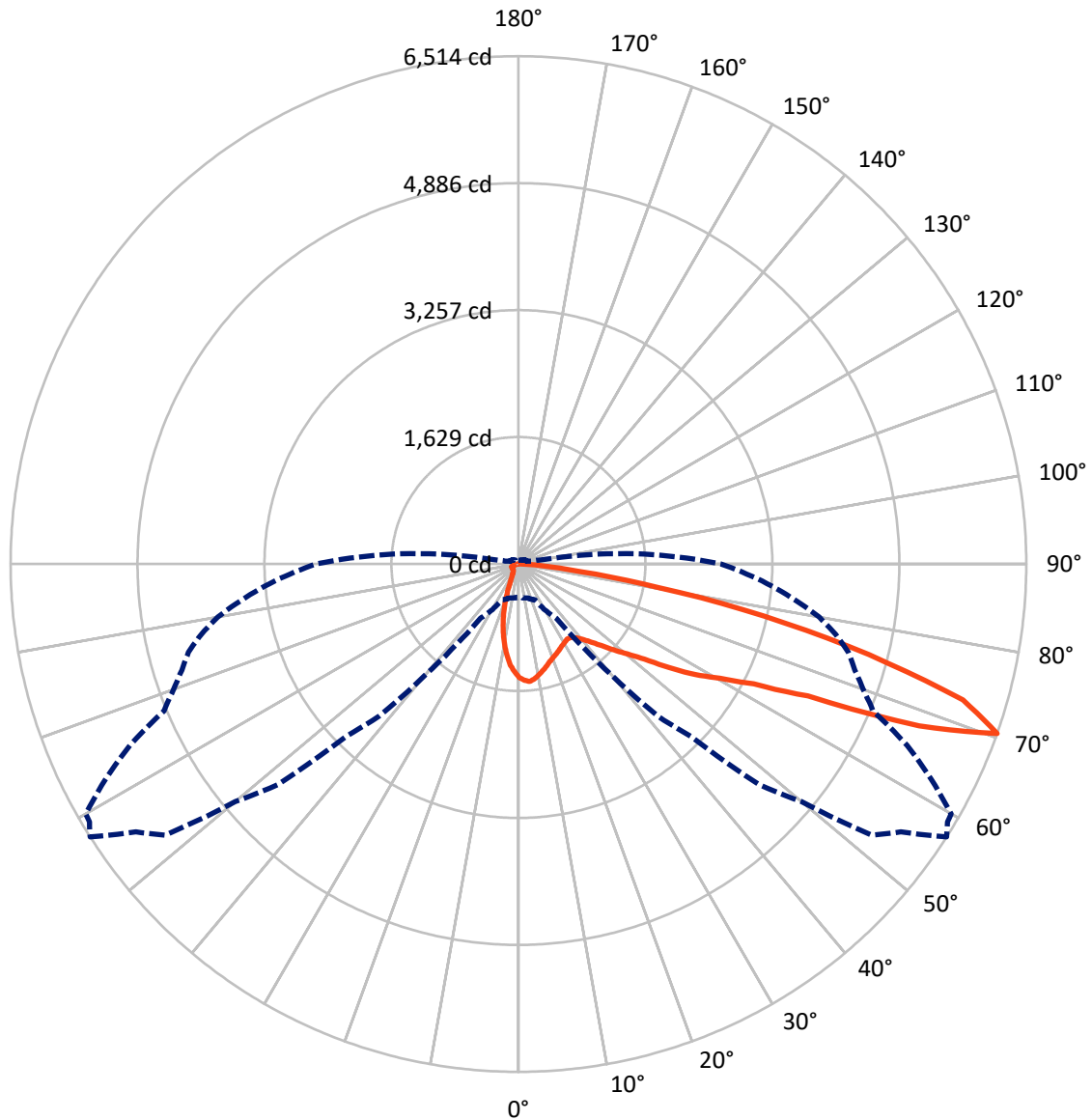


Based on 10 foot mounting height. Maximum calculated value = 14.6 fc
 Type III - Medium - Non-Cutoff

REPORT NUMBER: P228308

CATALOG NUMBER: ISC-AF-1000-LED-E1-SL3

Luminous Intensity Polar Plot



— Vertical Plane Through 57.5-Deg Lateral - - - Horizontal Cone Through 70-Deg Vertical

REPORT NUMBER: P228308

CATALOG NUMBER: ISC-AF-1000-LED-E1-SL3

FLUX DISTRIBUTION:

		Downward	Upward	Total
House Side	Lumens	681.1	0.0	681.1
	% Fixture	12.4	0.0	12.4
Street Side	Lumens	4822.4	0.0	4822.4
	% Fixture	87.6	0.0	87.6
Total	Lumens	5503.5	0.0	5503.5
	% Fixture	100.0	0.0	100.0

Coefficient of Utilization

ZONAL LUMENS:

Zone	Lumens	% Fixture
0°-10°	125.8	2.3
10°-20°	273.1	5.0
20°-30°	343.2	6.2
30°-40°	448.5	8.1
40°-50°	672.9	12.2
50°-60°	1063.7	19.3
60°-70°	1533.3	27.9
70°-80°	949.0	17.2
80°-90°	94.1	1.7
90°-100°	0.0	0.0
100°-110°	0.0	0.0
110°-120°	0.0	0.0
120°-130°	0.0	0.0
130°-140°	0.0	0.0
140°-150°	0.0	0.0
150°-160°	0.0	0.0
160°-170°	0.0	0.0
170°-180°	0.0	0.0
0°-90°	5503.5	100.0
0°-180°	5503.5	100.0



REPORT NUMBER: P228308

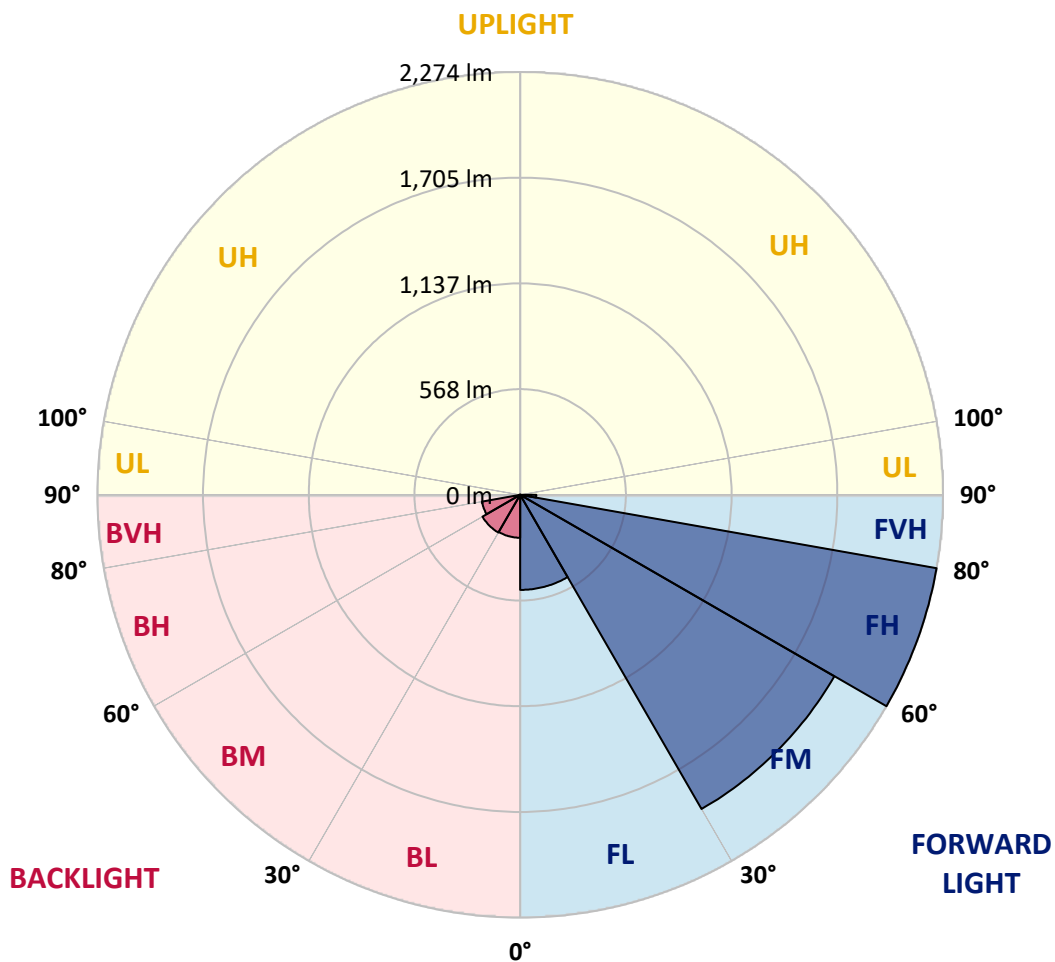
CATALOG NUMBER: ISC-AF-1000-LED-E1-SL3

LUMINAIRE CLASSIFICATION SYSTEM LUMEN TABLE AND BUG RATING:

Zone		Lumens	% Fixture	Zone Rating/Lumen Limit		
				B	U	G
FL	(0°-30°)	511.1	9.3			
FM	(30°-60°)	1950.9	35.4			
FH	(60°-80°)	2273.8	41.3			G2/5000
FVH	(80°-90°)	86.6	1.6			G1/100
BL	(0°-30°)	230.9	4.2	B1/500		
BM	(30°-60°)	234.2	4.3	B1/1000		
BH	(60°-80°)	208.5	3.8	B1/500		G1/500
BVH	(80°-90°)	7.5	0.1			G0/10
UL	(90°-100°)	0.0	0.0		U0/0	
UH	(100°-180°)	0.0	0.0		U0/0	

BUG Rating: B1-U0-G2

Type III Medium





REPORT NUMBER: P228308

CATALOG NUMBER: ISC-AF-1000-LED-E1-SL3

CANDELA DISTRIBUTION (FULL):

	0°	5°	15°	25°	35°	37.5°	40°	42.5°	45°	47.5°	50°
0°	1456.7	1456.7	1456.7	1456.7	1456.7	1456.7	1456.7	1456.7	1456.7	1456.7	1456.7
2.5°	1528.9	1527.0	1523.1	1515.3	1511.3	1515.3	1511.3	1505.5	1497.7	1503.5	1499.6
5°	1525.0	1528.9	1521.1	1515.3	1525.0	1528.9	1521.1	1521.1	1513.4	1521.1	1517.2
7.5°	1448.9	1450.9	1452.8	1450.9	1476.2	1476.2	1472.3	1476.2	1478.2	1482.1	1484.0
10°	1353.2	1355.1	1359.1	1364.9	1396.1	1400.0	1402.0	1405.9	1411.8	1415.7	1427.4
12.5°	1257.5	1261.4	1269.2	1288.7	1322.0	1325.8	1331.7	1337.6	1347.3	1353.2	1374.6
15°	1177.4	1179.4	1187.2	1208.7	1257.5	1267.2	1271.2	1279.0	1298.5	1298.5	1322.0
17.5°	1103.3	1107.1	1113.0	1138.4	1187.2	1202.8	1214.5	1218.4	1243.8	1249.7	1277.1
20°	1046.6	1048.5	1050.6	1074.0	1118.9	1142.3	1152.0	1167.7	1187.2	1202.8	1226.3
22.5°	1015.4	1017.3	1013.4	1023.2	1062.2	1091.5	1103.3	1118.9	1126.7	1154.0	1167.7
25°	1017.3	1019.3	1009.6	1003.6	1023.2	1054.5	1064.2	1079.8	1075.9	1114.9	1114.9
27.5°	1036.9	1040.8	1031.0	1013.4	1015.4	1040.8	1046.6	1052.5	1040.8	1079.8	1072.1
30°	1075.9	1079.8	1068.1	1054.5	1033.0	1048.5	1048.5	1048.5	1027.0	1060.3	1046.6
32.5°	1117.0	1120.8	1117.0	1107.1	1079.8	1083.7	1075.9	1072.1	1042.7	1070.0	1048.5
35°	1177.4	1179.4	1181.3	1181.3	1142.3	1150.1	1128.6	1117.0	1089.5	1111.0	1081.8
37.5°	1249.7	1249.7	1263.3	1269.2	1226.3	1226.3	1202.8	1187.2	1161.9	1169.6	1140.4
40°	1314.1	1320.0	1351.2	1368.8	1329.7	1314.1	1294.6	1280.9	1261.4	1261.4	1232.1
42.5°	1388.3	1400.0	1437.1	1470.4	1448.9	1425.5	1405.9	1392.2	1382.5	1380.5	1349.3
45°	1480.1	1493.8	1534.7	1566.0	1571.9	1554.3	1538.7	1525.0	1517.2	1513.4	1485.9
47.5°	1583.6	1597.2	1634.4	1671.5	1698.8	1694.9	1677.3	1663.6	1669.6	1665.6	1648.1
50°	1698.8	1706.6	1730.0	1773.0	1835.5	1849.2	1845.3	1835.5	1847.2	1847.2	1831.6
52.5°	1790.6	1796.4	1814.0	1864.7	1968.3	1999.6	2024.9	2044.5	2063.9	2075.7	2066.0
55°	1874.6	1874.6	1876.5	1940.9	2095.2	2145.9	2202.6	2243.6	2269.0	2315.9	2335.4
57.5°	2011.2	2001.5	1999.6	2067.9	2247.5	2300.2	2382.2	2440.8	2476.0	2571.6	2569.7
60°	1972.1	1976.0	2046.4	2247.5	2559.9	2606.8	2680.9	2743.5	2809.8	2880.1	2886.1
62.5°	1700.8	1710.5	1815.9	2116.7	2759.1	3003.2	3231.6	3405.4	3503.1	3565.5	3479.7
65°	1191.1	1214.5	1357.0	1724.2	2540.4	2917.3	3278.5	3680.8	3989.3	4467.6	4606.3
67.5°	593.6	611.2	634.6	904.1	1898.0	2427.2	2925.0	3473.7	3883.8	4586.8	4979.2
70°	425.6	433.5	451.0	507.7	849.4	1271.2	1857.0	2642.0	3124.2	4184.5	4739.1
72.5°	330.0	337.8	361.2	441.3	562.3	620.9	738.1	1206.8	1794.5	2889.9	3639.8
75°	255.8	267.5	300.7	398.3	540.8	574.1	579.9	622.9	710.7	1282.9	2040.5
77.5°	179.6	181.6	214.8	343.7	525.3	589.7	579.9	579.9	591.7	654.2	872.9
80°	119.1	121.0	142.5	238.2	460.8	536.9	593.6	566.3	568.2	578.0	593.6
82.5°	62.5	66.4	84.0	144.5	269.4	363.1	494.0	515.5	507.7	517.4	513.5
85°	17.6	17.6	29.3	54.6	132.8	140.6	218.7	298.8	304.6	345.7	369.1
87.5°	0.0	0.0	0.0	0.0	0.0	0.0	0.0	5.8	7.8	17.6	19.5
90°	0.0	0.0	0.0	0.0	0.0	0.0	0.0	0.0	0.0	0.0	0.0



REPORT NUMBER: P228308

CATALOG NUMBER: ISC-AF-1000-LED-E1-SL3

CANDELA DISTRIBUTION (continued):

	52.5°	55°	57.5°	59°	60°	62.5°	65°	67.5°	70°	72.5°	75°
0°	1456.7	1456.7	1456.7	1456.7	1456.7	1456.7	1456.7	1456.7	1456.7	1456.7	1456.7
2.5°	1503.5	1495.8	1493.8	1489.8	1491.9	1485.9	1484.0	1476.2	1476.2	1472.3	1468.3
5°	1513.4	1505.5	1513.4	1499.6	1501.6	1495.8	1485.9	1485.9	1478.2	1472.3	1460.6
7.5°	1485.9	1485.9	1487.9	1480.1	1482.1	1480.1	1468.3	1466.4	1454.7	1454.7	1441.0
10°	1435.2	1435.2	1443.0	1437.1	1439.1	1437.1	1431.3	1429.4	1425.5	1425.5	1404.0
12.5°	1376.6	1388.3	1400.0	1394.2	1394.2	1398.1	1398.1	1400.0	1398.1	1396.1	1378.5
15°	1327.8	1345.4	1357.0	1355.1	1357.0	1366.9	1370.8	1372.7	1378.5	1376.6	1361.0
17.5°	1282.9	1302.4	1312.1	1320.0	1325.8	1333.6	1345.4	1351.2	1359.1	1357.0	1341.5
20°	1241.9	1259.5	1277.1	1286.8	1288.7	1304.4	1318.1	1335.6	1339.6	1343.4	1323.9
22.5°	1198.9	1214.5	1249.7	1243.8	1257.5	1286.8	1294.6	1320.0	1320.0	1333.6	1306.3
25°	1161.9	1163.8	1218.4	1208.7	1220.4	1273.2	1279.0	1323.9	1312.1	1331.7	1300.5
27.5°	1124.7	1122.8	1189.2	1177.4	1191.1	1263.3	1267.2	1329.7	1318.1	1341.5	1300.5
30°	1097.4	1091.5	1167.7	1144.3	1163.8	1253.6	1255.6	1335.6	1325.8	1357.0	1314.1
32.5°	1091.5	1081.8	1148.2	1130.6	1150.1	1243.8	1255.6	1357.0	1345.4	1384.5	1329.7
35°	1117.0	1101.3	1157.9	1142.3	1157.9	1247.7	1265.3	1390.3	1376.6	1421.5	1366.9
37.5°	1163.8	1152.0	1198.9	1183.3	1195.0	1275.1	1290.7	1433.3	1431.3	1485.9	1423.4
40°	1245.7	1234.1	1271.2	1249.7	1259.5	1333.6	1341.5	1493.8	1499.6	1566.0	1503.5
42.5°	1357.0	1337.6	1366.9	1341.5	1355.1	1421.5	1413.7	1568.0	1585.6	1677.3	1605.1
45°	1499.6	1474.3	1491.9	1464.5	1474.3	1530.8	1509.4	1667.5	1685.1	1798.3	1733.9
47.5°	1655.9	1624.7	1646.1	1610.9	1616.8	1677.3	1638.3	1786.7	1814.0	1956.6	1894.1
50°	1843.3	1802.3	1810.1	1776.9	1780.9	1841.3	1798.3	1933.2	1966.3	2124.5	2069.8
52.5°	2083.4	2024.9	2024.9	1980.0	1982.0	2042.4	1989.7	2106.9	2144.0	2304.1	2267.1
55°	2399.8	2353.0	2343.2	2296.3	2280.7	2292.4	2218.2	2300.2	2341.2	2491.6	2462.2
57.5°	2651.7	2645.9	2675.1	2608.7	2593.1	2597.1	2503.3	2509.2	2556.0	2673.2	2682.9
60°	2958.3	2968.0	2972.0	2917.3	2911.4	2856.7	2761.0	2745.4	2804.0	2884.1	2915.3
62.5°	3446.4	3436.7	3387.8	3346.9	3309.8	3163.3	3110.6	3024.7	3106.7	3151.6	3216.1
65°	4494.9	4393.5	4081.1	4108.4	4010.8	3692.4	3647.5	3473.7	3602.6	3604.6	3725.7
67.5°	5533.9	5733.0	5541.6	5545.5	5324.9	4748.8	4610.2	4264.6	4336.8	4252.9	4315.3
70°	5711.5	5990.7	6514.0	6420.3	6408.6	5965.3	5498.7	4922.6	4705.9	4526.3	4381.7
72.5°	4914.8	5194.0	5961.5	5748.6	5828.7	5963.4	5477.2	5045.6	4561.3	4332.9	4020.5
75°	3458.2	3860.4	4639.5	4528.2	4586.8	4809.4	4391.5	4340.8	3780.3	3628.0	3147.6
77.5°	1853.1	2350.9	3223.8	3087.2	3112.5	3239.5	2804.0	2714.2	2173.3	2023.0	1478.2
80°	833.8	1155.9	1810.1	1657.8	1612.9	1540.7	1134.5	894.3	546.8	363.1	251.9
82.5°	552.6	574.1	802.5	695.1	650.2	536.9	347.6	205.0	162.0	136.7	130.8
85°	371.0	339.7	337.8	298.8	277.3	218.7	162.0	101.6	84.0	70.3	64.4
87.5°	21.5	13.7	19.5	21.5	15.7	13.7	9.7	0.0	1.9	0.0	1.9
90°	0.0	0.0	0.0	0.0	0.0	0.0	0.0	0.0	0.0	0.0	0.0



REPORT NUMBER: P228308

CATALOG NUMBER: ISC-AF-1000-LED-E1-SL3

CANDELA DISTRIBUTION (continued):

	77.5°	80°	85°	90°	95°	100°	102.5°	105°	107.5°	110°	112.5°
0°	1456.7	1456.7	1456.7	1456.7	1456.7	1456.7	1456.7	1456.7	1456.7	1456.7	1456.7
2.5°	1458.6	1458.6	1456.7	1443.0	1435.2	1431.3	1417.6	1415.7	1409.8	1407.9	1407.9
5°	1456.7	1448.9	1439.1	1419.5	1400.0	1382.5	1376.6	1363.0	1353.2	1341.5	1341.5
7.5°	1429.4	1421.5	1400.0	1370.8	1345.4	1320.0	1306.3	1286.8	1271.2	1255.6	1251.7
10°	1398.1	1386.4	1357.0	1318.1	1284.8	1239.9	1222.3	1197.0	1179.4	1155.9	1132.5
12.5°	1364.9	1357.0	1322.0	1277.1	1226.3	1169.6	1142.3	1107.1	1083.7	1056.4	1021.2
15°	1351.2	1335.6	1290.7	1234.1	1171.6	1103.3	1064.2	1027.0	992.0	960.7	913.8
17.5°	1333.6	1314.1	1263.3	1197.0	1118.9	1036.9	986.1	945.1	898.3	865.0	812.3
20°	1314.1	1284.8	1230.2	1150.1	1062.2	964.6	900.2	859.2	796.7	763.5	701.0
22.5°	1298.5	1261.4	1195.0	1105.2	999.7	890.4	814.3	767.4	697.1	658.1	579.9
25°	1294.6	1249.7	1169.6	1068.1	947.0	818.2	726.4	679.5	591.7	546.8	455.0
27.5°	1296.6	1243.8	1154.0	1036.9	900.2	753.7	644.4	589.7	478.4	431.6	326.1
30°	1298.5	1245.7	1138.4	1009.6	857.2	687.3	558.4	494.0	361.2	320.2	226.5
32.5°	1318.1	1253.6	1134.5	988.1	818.2	620.9	460.8	402.2	255.8	232.4	168.0
35°	1341.5	1279.0	1142.3	984.2	788.9	554.5	361.2	300.7	183.5	177.7	136.7
37.5°	1390.3	1318.1	1173.5	993.9	771.3	486.2	269.4	230.4	144.5	148.4	119.1
40°	1464.5	1384.5	1224.3	1023.2	769.4	417.9	199.2	179.6	125.0	128.9	109.4
42.5°	1564.1	1476.2	1302.4	1085.7	779.1	353.4	160.1	154.3	115.2	119.1	105.5
45°	1694.9	1605.1	1411.8	1165.8	806.5	300.7	140.6	140.6	111.3	115.2	103.5
47.5°	1860.8	1761.3	1546.5	1273.2	849.4	271.4	132.8	134.7	109.4	115.2	103.5
50°	2048.4	1939.0	1718.4	1411.8	915.7	263.6	134.7	134.7	111.3	115.2	103.5
52.5°	2243.6	2142.1	1903.8	1569.9	1007.6	281.2	138.6	136.7	111.3	115.2	101.6
55°	2442.8	2350.9	2108.8	1755.4	1134.5	343.7	148.4	142.5	111.3	115.2	103.5
57.5°	2642.0	2577.5	2323.6	1954.6	1292.7	457.0	187.4	166.0	123.1	125.0	105.5
60°	2866.5	2819.7	2565.8	2216.2	1517.2	632.7	275.3	208.9	146.5	138.6	113.2
62.5°	3157.4	3145.7	2944.6	2593.1	1878.4	886.5	390.6	253.8	158.1	144.5	121.0
65°	3671.0	3702.3	3510.9	3034.4	2118.6	892.3	380.7	222.6	148.4	136.7	119.1
67.5°	4186.5	4094.7	3602.6	2968.0	1911.7	593.6	242.1	173.8	130.8	126.9	111.3
70°	4167.0	3917.0	3266.8	2595.0	1509.4	322.2	175.7	144.5	117.1	117.1	105.5
72.5°	3737.4	3366.3	2671.2	2054.2	1007.6	205.0	148.4	126.9	107.4	105.5	97.6
75°	2813.7	2376.4	1716.4	1183.3	449.1	132.8	113.2	103.5	93.7	93.7	85.9
77.5°	1323.9	745.9	414.0	275.3	150.4	89.8	78.2	78.2	76.1	78.2	70.3
80°	179.6	162.0	138.6	121.0	91.8	62.5	56.7	58.6	56.7	58.6	52.7
82.5°	109.4	97.6	80.1	76.1	56.7	43.0	41.0	43.0	39.1	41.0	31.2
85°	52.7	46.9	37.1	35.2	29.3	25.4	21.5	25.4	19.5	21.5	13.7
87.5°	0.0	3.9	1.9	3.9	3.9	3.9	0.0	3.9	0.0	3.9	0.0
90°	0.0	0.0	0.0	0.0	0.0	0.0	0.0	0.0	0.0	0.0	0.0



REPORT NUMBER: P228308

CATALOG NUMBER: ISC-AF-1000-LED-E1-SL3

CANDELA DISTRIBUTION (continued):

	115°	117.5°	120°	122.5°	125°	127.5°	130°	135°	145°	155°	165°
0°	1456.7	1456.7	1456.7	1456.7	1456.7	1456.7	1456.7	1456.7	1456.7	1456.7	1456.7
2.5°	1398.1	1392.2	1390.3	1382.5	1380.5	1372.7	1370.8	1363.0	1349.3	1343.4	1333.6
5°	1323.9	1314.1	1306.3	1302.4	1286.8	1279.0	1267.2	1251.7	1222.3	1208.7	1185.3
7.5°	1220.4	1218.4	1195.0	1187.2	1167.7	1154.0	1136.4	1111.0	1068.1	1042.7	1005.7
10°	1107.1	1099.4	1072.1	1056.4	1031.0	1011.5	988.1	950.9	884.5	831.9	775.2
12.5°	1001.7	978.2	947.0	923.6	892.3	865.0	837.7	781.0	675.7	589.7	511.6
15°	892.3	857.2	824.0	785.0	751.8	708.8	677.6	603.3	464.7	359.3	310.5
17.5°	781.0	732.2	695.1	642.4	605.3	546.8	513.5	423.7	304.6	257.8	242.1
20°	663.9	599.4	558.4	494.0	457.0	382.7	357.3	292.9	234.4	216.8	212.9
22.5°	538.9	460.8	415.9	345.7	320.2	275.3	255.8	224.5	197.2	189.5	193.3
25°	408.1	324.2	294.8	244.1	234.4	210.9	203.1	187.4	173.8	173.8	179.6
27.5°	290.9	226.5	218.7	187.4	185.5	173.8	168.0	160.1	156.2	160.1	168.0
30°	212.9	171.9	171.9	154.3	154.3	146.5	144.5	140.6	140.6	148.4	156.2
32.5°	168.0	140.6	144.5	130.8	132.8	126.9	128.9	126.9	128.9	134.7	140.6
35°	140.6	121.0	126.9	115.2	119.1	113.2	117.1	117.1	121.0	123.1	125.0
37.5°	125.0	111.3	115.2	107.4	111.3	105.5	111.3	111.3	113.2	113.2	113.2
40°	115.2	103.5	109.4	101.6	107.4	101.6	107.4	107.4	105.5	103.5	105.5
42.5°	109.4	101.6	107.4	99.6	105.5	99.6	103.5	101.6	97.6	97.6	97.6
45°	107.4	99.6	103.5	97.6	101.6	95.6	99.6	97.6	91.8	89.8	93.7
47.5°	107.4	97.6	103.5	95.6	99.6	93.7	97.6	91.8	85.9	85.9	91.8
50°	107.4	97.6	103.5	95.6	99.6	91.8	93.7	87.9	80.1	82.0	89.8
52.5°	109.4	101.6	105.5	97.6	99.6	87.9	91.8	84.0	78.2	80.1	85.9
55°	111.3	101.6	105.5	93.7	95.6	87.9	87.9	84.0	78.2	78.2	84.0
57.5°	111.3	99.6	101.6	91.8	93.7	84.0	85.9	82.0	76.1	74.2	78.2
60°	115.2	103.5	103.5	89.8	91.8	82.0	84.0	80.1	74.2	70.3	72.2
62.5°	119.1	105.5	107.4	93.7	93.7	84.0	85.9	78.2	70.3	66.4	68.3
65°	119.1	105.5	107.4	95.6	95.6	85.9	85.9	78.2	66.4	62.5	62.5
67.5°	113.2	103.5	105.5	95.6	95.6	85.9	85.9	76.1	64.4	58.6	56.7
70°	109.4	99.6	101.6	89.8	91.8	82.0	82.0	72.2	60.6	54.6	50.7
72.5°	99.6	91.8	91.8	84.0	82.0	72.2	72.2	66.4	56.7	48.8	44.9
75°	85.9	78.2	76.1	68.3	68.3	62.5	60.6	54.6	46.9	41.0	39.1
77.5°	70.3	60.6	60.6	50.7	50.7	44.9	46.9	41.0	35.2	33.2	31.2
80°	50.7	41.0	41.0	33.2	33.2	27.3	29.3	27.3	25.4	25.4	23.4
82.5°	31.2	21.5	23.4	17.6	21.5	15.7	17.6	15.7	15.7	13.7	13.7
85°	15.7	7.8	11.8	5.8	9.7	1.9	5.8	3.9	3.9	3.9	3.9
87.5°	1.9	0.0	1.9	0.0	0.0	0.0	0.0	0.0	0.0	0.0	0.0
90°	0.0	0.0	0.0	0.0	0.0	0.0	0.0	0.0	0.0	0.0	0.0



REPORT NUMBER: P228308

CATALOG NUMBER: ISC-AF-1000-LED-E1-SL3

CANDELA DISTRIBUTION (continued):

	175°	180°
0°	1456.7	1456.7
2.5°	1323.9	1329.7
5°	1177.4	1179.4
7.5°	999.7	995.8
10°	763.5	753.7
12.5°	492.0	478.4
15°	296.8	292.9
17.5°	238.2	238.2
20°	212.9	212.9
22.5°	197.2	197.2
25°	185.5	187.4
27.5°	175.7	175.7
30°	164.0	164.0
32.5°	144.5	144.5
35°	128.9	126.9
37.5°	115.2	117.1
40°	105.5	107.4
42.5°	101.6	101.6
45°	97.6	97.6
47.5°	97.6	97.6
50°	95.6	97.6
52.5°	93.7	93.7
55°	87.9	89.8
57.5°	82.0	84.0
60°	76.1	76.1
62.5°	68.3	68.3
65°	62.5	62.5
67.5°	54.6	54.6
70°	48.8	48.8
72.5°	43.0	43.0
75°	37.1	37.1
77.5°	31.2	29.3
80°	23.4	23.4
82.5°	13.7	13.7
85°	3.9	3.9
87.5°	0.0	0.0
90°	0.0	0.0

(END OF REPORT)